

Fire Department

MONTHLY REPORT

August 2022



IN THIS SECTION:

- + Run Statistics
- + Public Relation Details
- + Training Subjects
- + Inspections
- + General Activities

This monthly report period is thru August 1st. Below you will find specific items that the fire department does each and every day. We take pride in providing an outstanding service to our community.

Run Statistics

Incidents are categorized by either a fire incident or EMS incident. Below you will see the incident totals thru June 30th. You will also see the comparison of incidents from this year and the mutual aid received and given.

Incidents thru Aug 1st

Type	Total
Fire	570
EMS	1697
Total	2247

Same time last year

Type	Total
Fire	488
EMS	1275
Total	1763

Mutual Aid

Type	Total
Given	99
Received	72
Total	171

Mutual Aid same time last year

Type	Total
Given	113
Received	49
Total	162

We continued to see call volume increasing as restrictions are continuing to have less and less impact on department operations. This number was 484 calls ahead of last year.

For the month of July, we made 341 calls for service. Our daily call average for the month of July is 11 calls per day.

We continue seeing a major increase in back to back calls. We will continue tracking this in 2022 in our efforts to remain proactive to changes in our community.

As we completed the month, we continue our efforts to meet calls for service. We look forward to working with our neighboring departments as we partner together to meet the needs of our communities. Mutual Aid continues to be a cost-effective means for all area fire departments to deal with surges in requests for service. You will note an increase in the number of calls we are using mutual aid. We all try to maintain resources capable of meeting our average needs. However, we all need to have in place a plan to address unexpected requests.

Public Relations

The department continues our efforts to get back out to public events and return to an interactive agency. Members provided off duty coverage for Emergency Medical at the 2022 Butler County Fair. Members of the Fire Corps operated the Safety House providing an important safety message to fair attendees.

Training

Every day we have training scheduled. These trainings are predetermined by the training division. We have day shift training and night shift training therefore every member receives appropriate training hours throughout the year. This also helps to keep our ISO rating favorable. Training has returned to hands on operations. As we work to return to more normal operations, we have begun to get crews back to hands on operations.

Trainings this month included: Aerial Operations, Burn Injuries, Boat Operations, Pediatric Emergencies, Search and Rescue Operations.

We are working on creating training props at the old fire station on Tylersville.

Training Topic	Discipline	CEU's Earned	Personnel Trained	Total Hours	Day/Night
Driving Proficiencies - E-211	Fire	1	9	9	Day
Blast Injuries	EMS	2	10	10	Day
Stop the Bleed	EMS	1	9	9	Day
Transitional Attack	Fire	2	16	32	Day
Company Operations	Fire	3	27	81	Day
Live Burns	Fire	9	3	27	Day
ACLS	EMS	3	17	51	Day
Cardiac Monitoring	EMS	2	8	16	Day

Fire Prevention

Type	Quantity
Public Relations Events	3
Fire Inspections	10
Home Inspections	2
Reinspections	4
Building Plans	7

We had a great turnout for the Fair this year. We were able to have positive interaction with the community and our visitors. We handed out fire prevention materials while utilizing the safety trailer. The Fire Corps were a huge asset to the prevention operation by staffing the safety trailer and handing out fire prevention materials.

The Safety Trailer returned from Southwest Ohio RV early last month after getting some much needed repairs and upgrades.

General Department Information

One thing we continue to see, is the increase in simultaneous calls. This is when we are operating at two different calls at the same time. We are constantly watching these types of calls. When we have two calls, we often are being forced to rely on the use of mutual aid should an additional call come in.

We continue to see part time members leaving or taking leave while they complete their probationary periods at new positions. We continue to seek additional part time applicants. Many of these applicants are now coming from the high school program. They have little experience and we take extra time and care when adding them to our daily staff.

We have seen a slight increase in Part Time Applications. We continue to hire qualified candidates to help improve our ability to meet staffing goals.

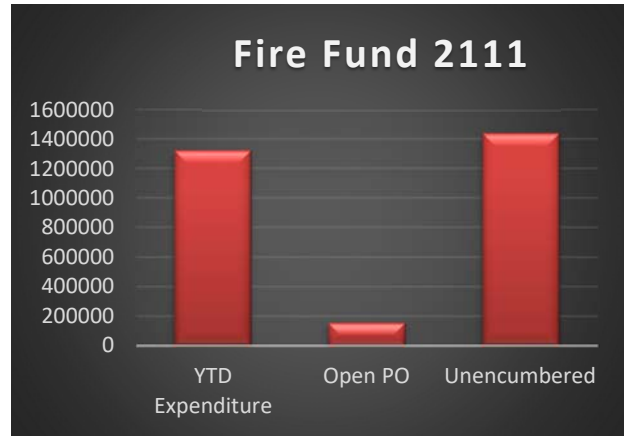
We are waiting on a response from FEMA on our SAFER Application.

We continue working with the Township Administration to look for solutions to staffing concerns. We continue to seek out candidates to hire for part time positions.

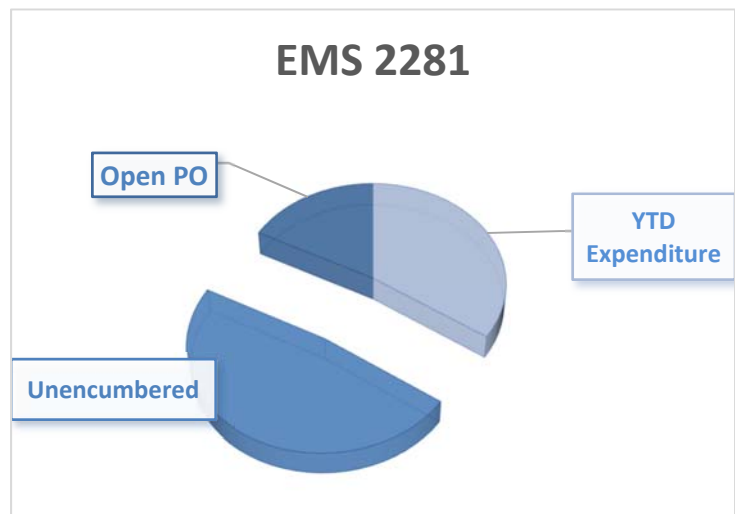
We are working to develop a plan for the Butler County Fire Service to improve recruiting, Retention, and Hiring of firefighters

Financial Information

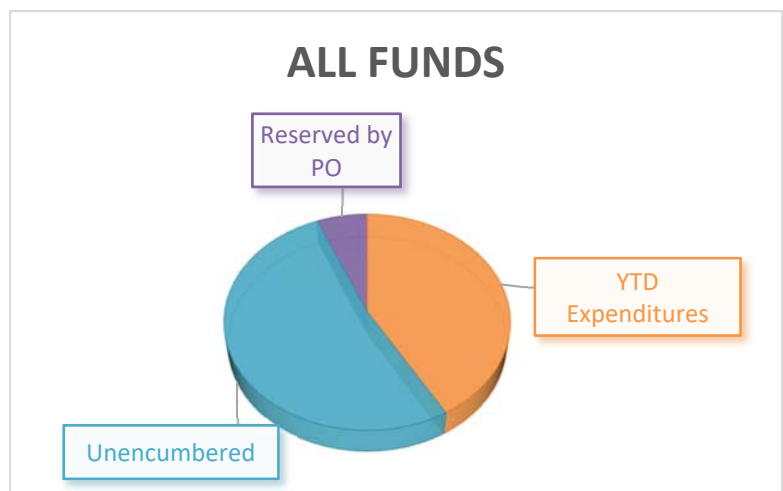
Fire Fund	
Appropriated	\$ 2,913,000.00
YTD Expenditures	\$ 1,585,620.65
Unencumbered	\$ 1,161,365.88
Reserved by PO	\$ 166,165.28



EMS 2281	
Appropriated	\$ 675,000.00
YTD Expenditures	\$ 257,191.87
Unencumbered	\$ 283,461.39
Reserved by PO	\$ 134,346.74



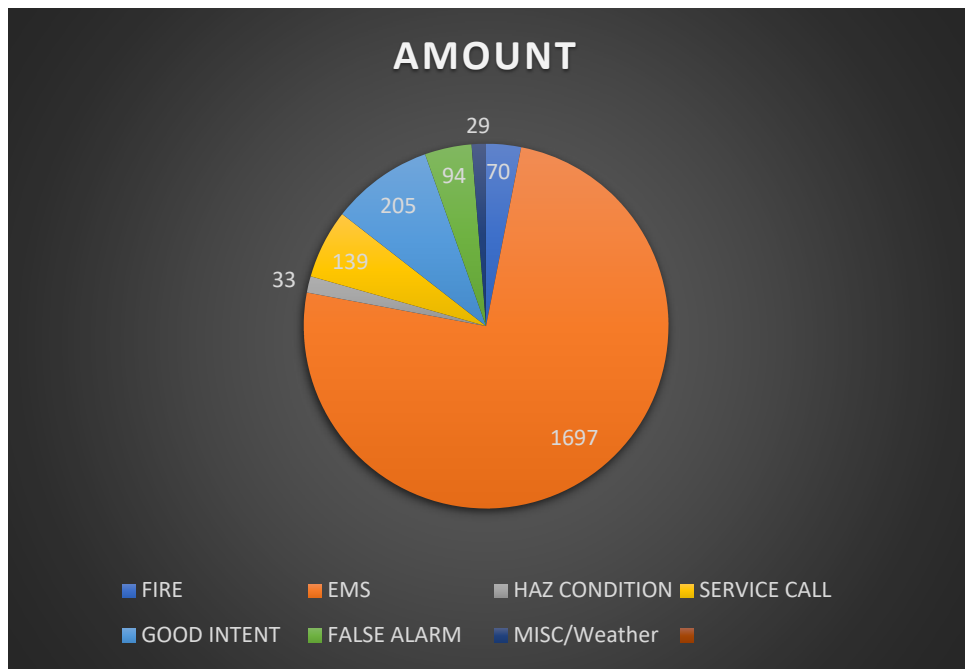
Total Funds	
Appropriated	\$ 4,334,000.00
YTD Expenditures	\$ 2,088,812.52
Unencumbered	\$ 1,944,827.27
Reserved by PO	\$ 300,512.02



Incident Statistics

Below are the year-to-date run statistics as of August 1st. The types of calls are generalized. For instance, fire incidents include everything but not limited to building fires, cooking fires, fuel burner issues, vehicle fires and brush/grass fires.

TYPE	AMOUNT
FIRE	70
EMS	1697
HAZ CONDITION	33
SERVICE CALL	139
GOOD INTENT	205
FALSE ALARM	94
MISC/Weather	29





Monthly Maintenance Cost Report

Unit	Assigned	Fuel	Maintenance
Medic 212	Station 212	\$1174.73	
Engine 211	Station 211	\$1466.04	
Engine 212	Station 212	\$1377.12	
Chief 211	Station 211	\$299.89	
Quint 211	Station 211	\$209.38	
Inspector 211	Station 211	\$54.74	
Medic 211	Station 211	\$1421.54	
Chief 210	Station 211	\$265.91	
Captain 210	Station 211	\$48.50	
Utility 212	Station 211	\$53.27	
Utility 211	Station 211	\$145.02	
Boat 211	Station 211		
Engine 213	Station 212		
Medic 213	Station 212		
Utility 213	Station 212	101.18	
Safety Trailer	Station 212		
Total		6478.56	

